



CHARTER SCHOOLS
Building Lifelong Learners

Getting Ready for iReady




AMBER

CHARTER SCHOOLS

Building Lifelong Learners

Important Information

Zoom Housekeeping



This meeting is a webinar. Once the host starts the meeting, video of the host will appear and you will hear them.

Your audio will be turned off, so if you would like to ask the speaker a question click on the Q&A button at the bottom of your screen. Click on “Ask a Question” then type in your question. Questions will be read and answered at the end of the presentation.

What is iReady?

Online Adaptive Assessment
& Personalized Instruction

Adaptive Diagnostic Assessment

How do adaptive assessments work?

- starts each student at a difficulty level based on their chronological grade level
- correct answer → the test gets more difficult; incorrect answer → the test gets easier.

1st grade: $2+2=4$

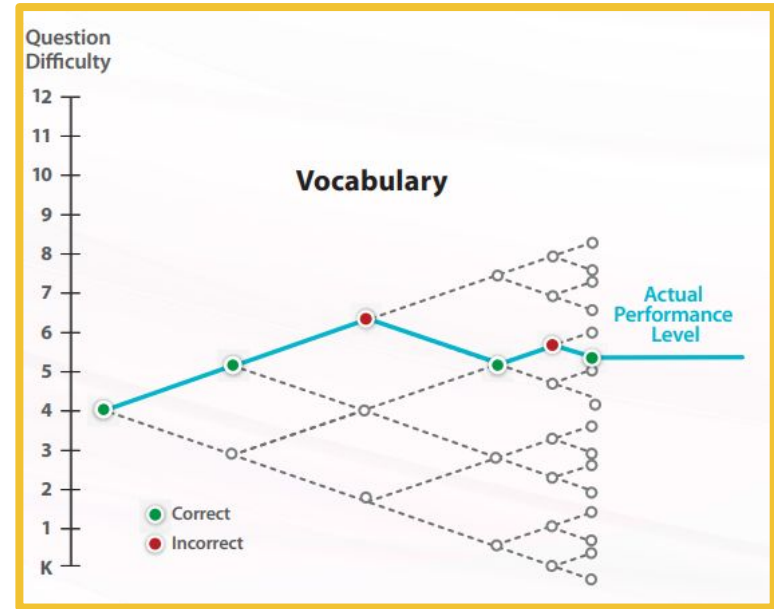
2nd grade: $2+2+2=6$

3rd grade: $3 \times 2=6$

Adaptive Diagnostic Assessment

What does that mean in practice?

- No two students will take the same test
- Students will see material teachers haven't covered
- Every student receives a challenging test.
- A student's assessment score is not based on the number of items answered correctly



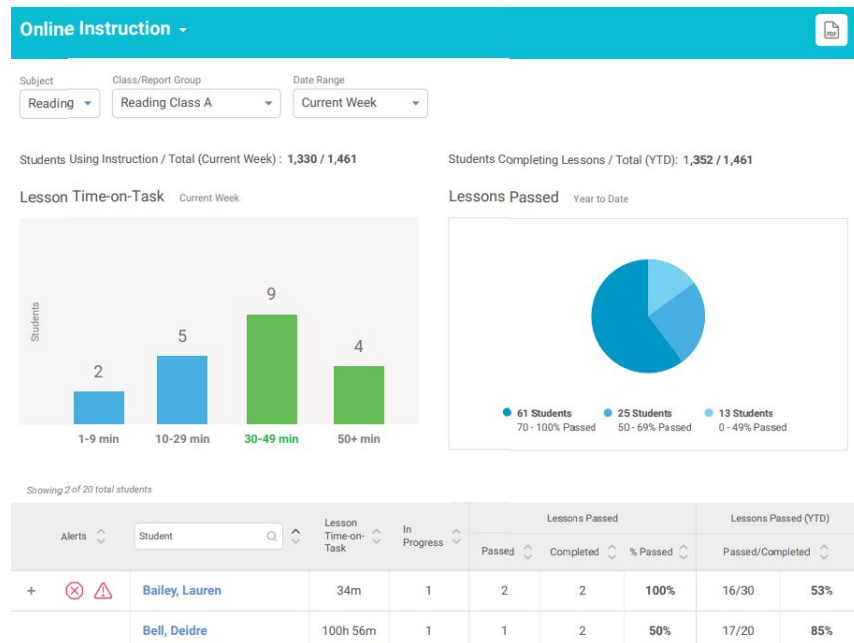
How does Amber use iReady Diagnostic Data?

The iReady Diagnostic is administered 3 times yearly (Fall, Winter, Spring) to students in Grades K-5. iReady reports inform teachers about students' achievement and growth. When using the Diagnostic data, look at growth and proficiency together.

Monitoring of Personalized Online Instruction

Class view:

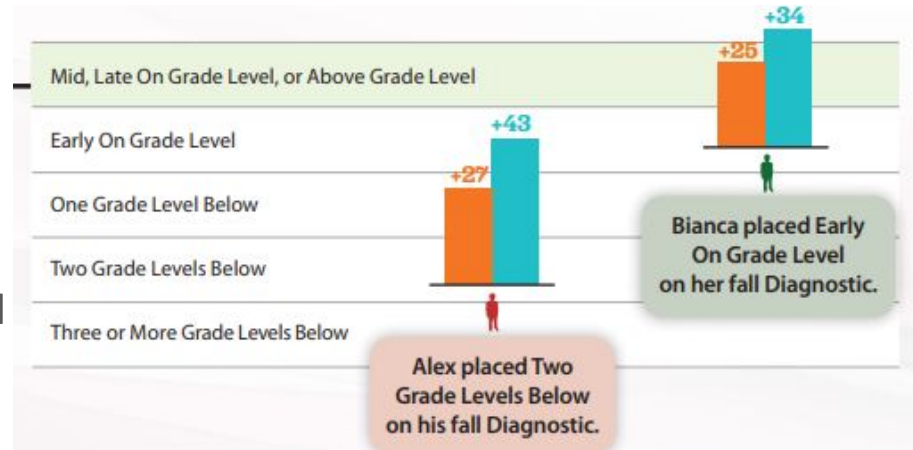
- Instructional minutes on-task per student
- Percentage of lessons passed
- Lesson alerts for struggling students



Growth

After students complete their first Diagnostic, i-Ready generates two growth measures for every student:

- **Typical Growth** - the average annual growth of students at each grade and placement level
- **Stretch Growth** - the growth recommended to put below-grade level students on a path to proficiency and on-grade level students on a path to advanced proficiency levels



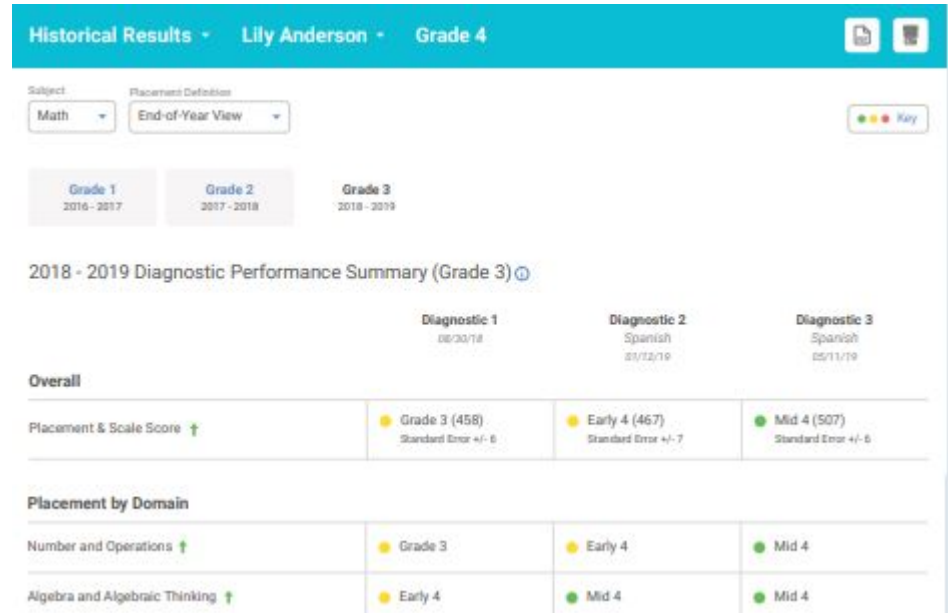
Proficiency

*Students can show a range of mastery

Student			Placement by Domain						Annual Growth Measure		Date
Scale Score	Overall Placement		PA	PH	HFW	VOC	LIT	INFO	Typical Growth	Stretch Growth	
656	● Grade 7		Tested Out	Tested Out	Tested Out	Grade 6	Grade 7	Grade 6	7	18	09/13/19
604	● Early 5		Tested Out	Tested Out	Tested Out	Early 5	Late 5	Grade 4	13	25	09/12/19
557	● Grade 4		Tested Out	Tested Out	Tested Out	Grade 3	Grade 4	Grade 4	16	30	09/13/19
492	● Grade 2	🚩	Tested Out	Grade 1	Tested Out	Grade 3	Grade 3	Grade 1	26	61	09/12/19

Historical Reports

- Up to 3 prior years of data
 - Progress toward growth
 - Diagnostic placement
 - Summary of Personalized instruction
 - Total year time-on-task



Diagnostic Growth

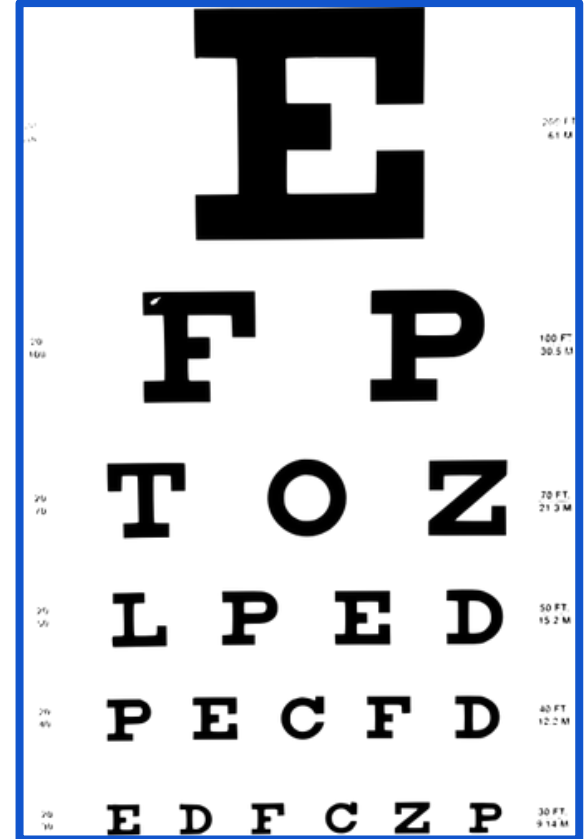
Showing 25 of 25

Student	Annual Typical Growth ⓘ		Annual Stretch Growth ⓘ		Initial Placement & Scale Score	Current Placement & Scale Score
	Percent Progress	Scale Score Progress	Percent Progress	Scale Score Progress		
	<div><div></div>✓ 194%</div>	95/49	<div><div></div>✓ 142%</div>	95/67	● Grade K (369)	● Mid 1 (464)
	<div><div></div>✓ 167%</div>	82/49	<div><div></div>✓ 122%</div>	82/67	● Grade K (410)	● Late 1 (492)
	<div><div></div>✓ 147%</div>	72/49	<div><div></div>✓ 107%</div>	72/67	● Grade K (416)	● Late 1 (488)

What would you do?

How do I prepare my Amber Star for an eye assessment?

- Struggling is ok! It tells the doctor EXACTLY what your child can see.
- Your child gets the correct prescription and can see
- Encourage but don't help



Adaptive Diagnostic Assessment

How do I prepare my students for adaptive assessments?

- Struggling is ok! It tells your child's teacher right where your Amber Star is.
 - Students can expect to get 50% of their assessment correct
- Encourage but don't help



This one is just right!

Encouraging your Amber Star: Get Organized

- ★ Testing begins the week of October 5th (Each class will have different dates and times)
- ★ Ensure that your child is taking the assessment in a space that is as quiet as possible
- ★ Testing is untimed but takes about 15-30 minutes
- ★ Ensure that your child has a pencil and paper to use for figuring out problems

Support...Do NOT Help!

- ★ “Just like when you take the test at school, I can’t help you find the answer. We want to find out what you know, not what I know. It’s okay if you are stuck!”
- ★ “Try working out the problem on paper.”
- ★ “Try going back and rereading the text.” – “Try using a strategy that worked in a similar question before.”
- ★ “It’s okay if you don’t know it. You are going to get some challenging questions, which means you are answering a lot of questions correctly.
- ★ Make your best guess and move on to the next question!”
- ★ “Wow. That looks like a very advanced question! That likely means you have been answering a lot of questions correctly. Don’t get [frustrated, mad, upset, etc.]. Make your best guess so the assessment can find your ‘just right’ level.”

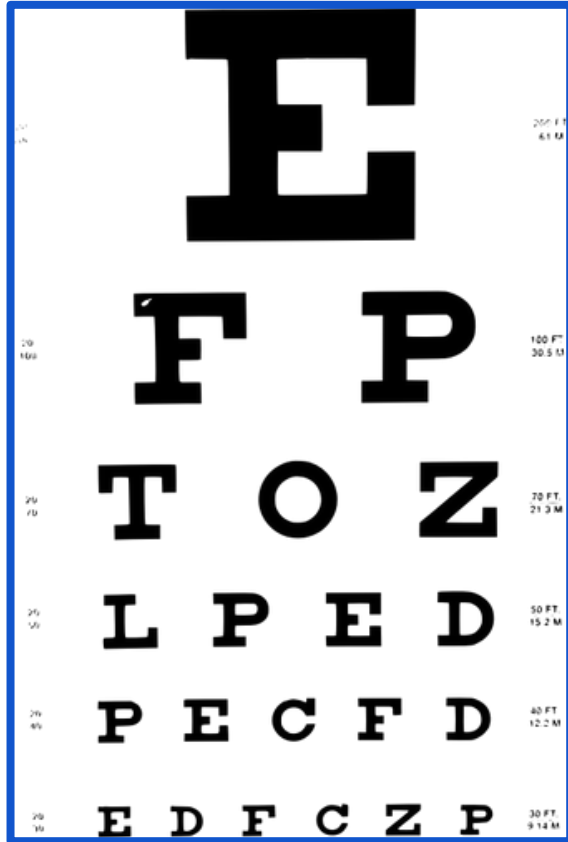
Celebrate your Amber Star: It is done!

- ★ Now that the test is over, you should celebrate with your Amber Star.
- ★ This may not be their first iReady diagnostic, but it is their first one of this very different school year
- ★ Celebrate that you were both taken outside of your comfort zone and made it through.


Next Steps

- ★ Our Chromebooks are on backorder due to a worldwide shortage.
- ★ Smartphones can pull up the diagnostic. Please use whatever device you have. It is not ideal and we understand.
- ★ Log into i-Ready through Clever. If you are logging directly into i-Ready, attendance is not being counted.
- ★ You will receive your results no later than November Parent Teacher Conferences.
- ★ Remember, this exam reflects what your child entered the school year with--not new learning.
- ★ Week of October 5th. If more time is needed, your child's teacher will reach out.

Remember the eye exam





Support do
not help.



Preguntas

Questions



THANK
YOU!